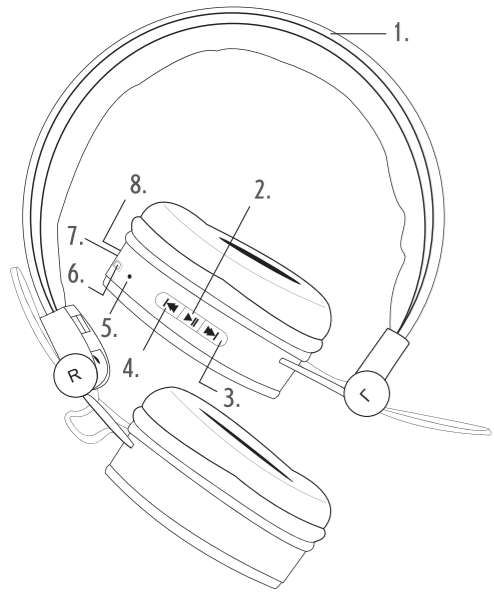


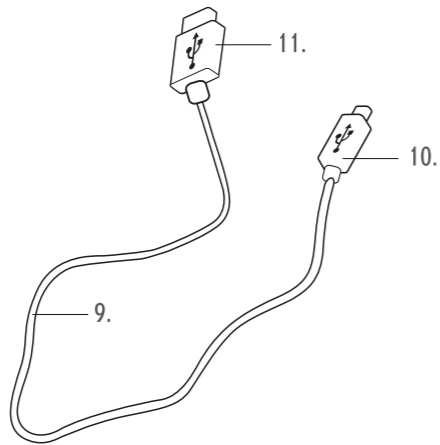
Description of Parts

1. Bluetooth® Headphones
2. On/Off/Play/Pause/ Hands-free Button (▶||)
3. Skip/Volume + Button (▶|)
4. Skip/Volume – Button (|◀)
5. LED Indicator Light
6. Micro USB Charging Port
7. Built-in Hands-free Microphone
8. Line-in Aux. Input Jack
9. USB Charging Cable
10. Micro USB Connector
11. USB Connector
12. Line-in Aux. Cable



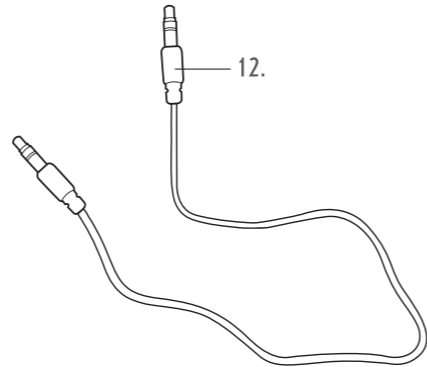
EN

1. Casque® Bluetooth
2. Bouton On/Off/Lecture/Pause/Mains libres (▶||)
3. Bouton Passer/Volume + (▶|)
4. Bouton Passer/Volume – (|◀)
5. Voyant Lumineux LED
6. Port de Chargement Micro USB
7. Micro Mains Libres Intégré
8. Connecteur d'Entrée Auxiliaire
9. Câble de Chargement USB
10. Connecteur Micro USB
11. Connecteur USB
12. Câble d'Entrée Ligne Aux.



FR

1. Bluetooth®-Kopfhörer
2. Ein-/Aus-/Wiedergabe-/Pause-/Freisprech-Taste (▶||)
3. Taste „+“ für Überspringen/Lautstärke (▶|)
4. Taste „-“ für Überspringen/Lautstärke (|◀)
5. LED-Kontrolllampe
6. Micro-USB-Ladeanschluss
7. Integriertes Freisprechmikrofon
8. Line-In-Aux-Eingangsbuchse
9. USB-Ladekabel
10. Micro-USB-Anschluss
11. USB-Anschluss
12. Line-In-Aux-Kabel



DE

Please read all of the instructions carefully and retain for future reference.

Safety Instructions

When using electrical products, basic safety precautions should always be followed.

Keep small parts away from children as these may present a choking hazard.

Children under 8 years should be supervised to ensure that they do not play with the product.

Unless they are older than 8 and supervised, children should not perform cleaning or user maintenance.

This product is not a toy.

This product contains no user serviceable parts. If the product and any of its accessories are malfunctioning or it has been dropped or damaged, recycle the product.

Keep the product and USB cable out of the reach of children.

Keep the product away from heat sources, direct sunlight, humidity, water and any other liquid.

Do not operate the product with wet hands.

Do not operate the product if it has been exposed to water, moisture or any other liquid, to prevent against electric shock, explosion and/or injury to yourself and damage to the product.

Do not leave any objects susceptible to magnetism (cash cards, floppy disks with magnetic coding, etc.) near the product.

Do not leave the product unattended whilst connected to another device.

Do not use the product for anything other than its intended use.


Do not use any accessories other than those supplied.

EN

Do not play music at excessive volume levels as damage to hearing and/or the product may occur.

It is imperative to unplug the USB cable after the product has been used, before it is cleaned and whilst being repaired.

This product is intended for domestic use only. It should not be used for commercial purposes.

 To prevent possible hearing damage, do not listen at high volume levels for long periods of time.

Warning: Keep the product away from flammable materials.

Battery Safety

In the event of a battery and cell leaking, do not allow the liquid to come in contact with the skin or eyes. If contact has been made, wash the affected area with copious amounts of water and seek medical advice.

After extended periods of storage, it may be necessary to charge and discharge the cells or batteries several times to obtain maximum performance.

Do not dispose of batteries in a fire.

Do not dismantle, open or shred secondary cells or batteries. Do not crush, puncture, dismantle or otherwise damage batteries.

Do not store above 60 °C.

Avoid storage in direct sunlight.

Do not dispose of exhausted batteries in household waste.

Once the batteries have been exhausted, dispose of the product at a local recycling station. Contact the local government offices for further details.

This product is fitted with a 250 mAh rechargeable battery (non-removable).

UP Global Sourcing UK Ltd. hereby declares that this product is in compliance with the essential requirements and other provisions of directive 2014/53/EU.

The full declaration of conformity may be consulted at UP Global Sourcing UK Ltd., Victoria Street, Manchester OL9 0DD. UK or online at www.intempo.co.uk/declaration-letters.html

Care and Maintenance

Wipe the headphones with a soft, damp, lint-free cloth and allow to dry thoroughly.

Do not:

Use any abrasive cleaning solvents to clean the headphones.

Expose the headphones to extremely high or low temperatures.

Drop the headphones.

Attempt to disassemble the headphones.

Dispose of the headphones in a fire, as it will result in an explosion.

Getting Started

Remove the headphones from the box.

Remove any packaging from the headphones.

Place the packaging inside the box and either store or dispose of safely.

In the Box

Bluetooth® Headphones
USB Charging Cable
Line-in Aux. Cable
Instruction Manual

Features

Bluetooth Version: 5.0

Wireless Range: Up to 25 m*

Driver Size: 40 mm

Impedance: 32 Ω

Sensitivity: 105 dB

Frequency Response: 20 Hz–20 kHz

Built-in Rechargeable Battery

Built-in Hands-free Microphone

USB Charging Cable (Included)

Line-in Aux. Cable (Included)

Instructions for Use

Charging the Battery

The headphones are fitted with a 3.7 V 250 mAh rechargeable battery (non-removable). It is recommended that the battery is charged fully before first use; this will take approx. 2–3 hours.

Connect the micro USB end of the USB charging cable into the micro USB charging port on the headphones and the other end to a compatible USB port.

Whilst charging, the LED indicator light will illuminate red. Once the battery has charged fully, the LED indicator light will turn off.

Carefully disconnect both ends of the USB charging cable and store it safely for future use.

Using the Bluetooth® Headphones

Basic Functionality

Turn on the headphones by pressing and holding ▶|| for approx. 3 seconds.

Pause a track by pressing ▶|; push it again to resume the track.

Adjust the volume of the headphones using ▶| and |◀. Press and hold ▶|| to increase the volume; decrease the volume by pressing and holding |◀. To switch to the next track, press ▶|; play the previous track by pressing |◀.

Press and hold ▶|| for approx. 3 seconds to turn off the headphones.

Modes

The headphones must be turned on before using any of the following modes.

Bluetooth Mode

STEP 1: Once the headphones have been turned on, the LED indicator light will flash to signal that they are ready to be paired with a Bluetooth compatible device.

STEP 2: Search for the headphones using a Bluetooth compatible device. Select 'EE4731' to connect and pair.

Once a connection has been made, the LED indicator light will remain solid to signal that the headphones are now paired with the Bluetooth compatible device.

STEP 3: To unpair or remove a Bluetooth compatible device from the headphones, turn off the Bluetooth function on the compatible device. The headphones can now be paired with a new compatible device.

Note: Once connected, sound can be controlled using either the headphones or the relevant controls on the Bluetooth compatible device.

Making Phone Calls via a Bluetooth Compatible Device

Once the Bluetooth compatible device has been paired with the headphones, phone calls can be made.

STEP 1: Using the Bluetooth compatible device, dial the number to be called and select the Bluetooth/hands-free

option. The headphones and their built-in microphone will now act as a hands-free device.

STEP 2: To connect or disconnect a call using the headphones, press ▶||.

STEP 3: To reject an incoming call, press and hold ▶||.

STEP 4: To redial the last number called, press ▶| twice.

Note: The volume of the phone call can be controlled using either the headphones or the Bluetooth compatible device.

Aux. Mode

To use Aux. mode, connect one end of the line-in Aux. cable to the the Aux. input port on the headphones and the other end to an MP3 player or other compatible audio source.

Note: Once connected, sound can be controlled using the relevant controls on the compatible audio source.

To skip tracks, use the relevant controls on the compatible audio source.

The headphones cannot be used to skip tracks during Aux. mode.

Specifications

Product Code: EE4731

Bluetooth Version: 5.0

Wireless Distance: Up to 25 m *

Driver Size: 40 mm

Impedance: 32 Ω

Sensitivity: 105 dB

Frequency Response: 20 Hz–20 kHz

Charging Voltage: 5 V ===

Battery: 3.7 V 250 mAh

Operating Frequency: 2.4 GHz

FR

Lisez attentivement toutes les instructions et conservez-les pour référence ultérieure.

Consignes de Sécurité

Lors de l'utilisation de produits électriques, les consignes élémentaires de sécurité doivent toujours être respectées. Tenez les petites pièces hors de la portée des enfants, car elles présentent un risque d'étouffement.

Veillez à ce que les enfants de moins de 8 ans ne jouent pas avec le produit.

Sauf s'ils sont âgés de plus de 8 ans et sous surveillance, les enfants ne doivent pas effectuer de nettoyage ni de maintenance.

Ce produit n'est pas un jouet.

Ce produit ne contient aucune pièce réparable par l'utilisateur. Si le produit ou l'un de ses accessoires ne fonctionnent pas correctement, est tombé ou endommagé, veuillez le recycler.

Gardez le produit et son câble USB hors de portée des enfants.

Tenez le produit à l'écart des sources de chaleur, de la lumière directe du soleil, de l'humidité, de l'eau et de tout autre liquide.

N'utilisez pas le produit avec les mains mouillées.

N'utilisez pas le produit s'il a été exposé à l'eau, à l'humidité ou à tout autre liquide afin d'éviter tout risque d'électrocution, d'explosion et/ou de blessure et tout dommage au produit.

Ne laissez pas d'objets sensibles au magnétisme (cartes bancaires, disquettes à codage magnétique, etc.) à proximité du produit.

Ne laissez pas le produit sans surveillance lorsqu'il est connecté à un autre appareil.





ULTIMATE PRODUCTS
HOME OF BRANDS

Manchester
OL9 0DD
United Kingdom
www.upgs.com









t: +44 (0) 161 627 1400

f: +44 (0) 161 628 2126

hk: +852 6681 9752

cn: +86 1 3417586804

Artworker: Ellie Drinkwater
Date: 17/05/2019
Project Name: INH191836 BAM EE4731MIXBMFOB IM
Type of Artwork: Instruction Manual
Size: A4
Software Used: Indesign CC
Typefaces: Erbar

-  Cyan
-  Magenta
-  Yellow
-  Black
-  PMS
-  PMS
-  PMS
-  PMS

Artwork Version 3

Artwork Scale 1:1

©2019 UP Global Sourcing UK Ltd.
All designs, images and artwork are the copyright of UP Global Sourcing. No copying, alterations or amendments to the artwork, design can be undertaken without prior written permission of UP Global Sourcing. Any costs incurred as a result of unauthorised amendments will be recovered from the supplier responsible.