

## Description of Parts



1. Play/Pause/Hands-free Button (⏮)
2. Skip/Volume + Button (+)
3. Skip/Volume – Button (–)
4. LED Indicator Light
5. USB Charging Port
6. Handsfree Microphone
7. Line-in Aux. Input Jack

Please read all of the instructions carefully and retain for future reference.

EN

## Safety Instructions

When using electrical products, basic safety precautions should always be followed. Children aged from 8 years and people with reduced physical, sensory or mental capabilities or lack of experience and knowledge can use this product, only if they have been given supervision or instruction concerning use of the product in a safe way and understand the hazards involved. Children should be supervised to ensure that they do not play with the product.

Unless they are older than 8 and supervised, children should not perform cleaning or user maintenance. This product is not a toy.

This product contains no user serviceable parts. If the product and any of its accessories are malfunctioning or it has been dropped or damaged, only a qualified electrician should carry out repairs. Improper repairs may place the user at risk of harm. Keep the product and USB cable out of the reach of children. Keep the product and USB cable away from heat or sharp edges that could cause damage.

Keep the product away from heat sources, direct sunlight, humidity, water and any other liquid. Keep the USB cable away from any parts of the product that may become hot during use.

Keep the product free from dust, lint, hair or anything that may reduce the airflow of the product.

Do not immerse the product in water or any other liquid. Do not operate the product with wet hands. Do not operate the product if it has been exposed to water, moisture or any other liquid, to prevent against electric shock, explosion and/or injury to yourself and damage to the product. To reduce the risk of fire or electric shock, do not expose this product to dripping or splashing, and do not place objects filled with liquid, such as vases, onto the product.

Do not leave any objects susceptible to magnetism (cash cards, floppy disks with magnetic coding, etc.) near the product. Do not leave the product in a location near heat sources, in a place subject to direct sunlight, excessive dust, moisture, rain or mechanical shock, or in a car with its windows closed. Do not touch any sections of the product that may become hot. Do not leave the product unattended whilst connected to another device. Do not use the product for anything other than its intended use.

Veuillez lire toutes les instructions avant l'utilisation et conserver pour toute référence ultérieure.

FR

## Consignes de Sécurité

Lors de l'utilisation d'appareils électriques, des précautions basiques doivent être prises. Les enfants de plus de 8 ans et les personnes aux capacités physiques, mentales ou sensorielles réduites ou manquant d'expérience ou de connaissances peuvent utiliser cet appareil seulement s'ils sont sous surveillance ou ont reçu des consignes d'utilisation et comprennent les risques encourus. Les enfants doivent être surveillés afin de s'assurer qu'ils ne jouent pas avec l'appareil.

A moins qu'ils aient plus de 8 ans et soient surveillés, les enfants ne doivent pas procéder au nettoyage ou à l'entretien de l'appareil.

Ce produit n'est pas un jouet. Cet appareil ne contient aucune pièce réparable par l'utilisateur. Si l'appareil ou un de ses accessoires est défectueux ou a été endommagé ou est tombé, seul un électricien qualifié doit procéder aux réparations. Des réparations non conformes mettent en danger l'utilisateur. Gardez l'appareil et le câble USB hors de portée des enfants. Gardez l'appareil et le câble USB à l'abri de la chaleur et de bords coupants qui pourraient l'endommager.

Gardez l'appareil à l'abri des sources de chaleur, de la lumière directe du soleil, de l'humidité et de tout autre liquide. Gardez le câble USB à l'écart de toute autre partie de l'appareil susceptible de chauffer pendant l'utilisation. Gardez l'appareil à l'abri de la poussière, des peluches, des cheveux ou de tout élément pouvant réduire l'entrée d'air dans l'appareil.

Ne plongez pas l'appareil dans l'eau ou tout autre liquide. N'utilisez pas l'appareil avec les mains mouillées. N'utilisez pas l'appareil s'il a été exposé à l'eau, moisissures ou tout autre liquide, ceci afin d'éviter tout choc électrique, explosion et/ou blessure et dommage à l'appareil. Afin de réduire le risque d'incendie ou de choc électrique, n'exposez pas l'appareil à des gouttes ou à des éclaboussements d'eau, et ne placez aucun objet rempli de liquide, comme des vases, sur l'appareil.

Ne laissez aucun objet sensible aux champs magnétiques (cartes, disquettes d'encodage, etc.) proche de l'appareil. Ne laissez pas l'appareil dans un endroit proche de sources de chaleur, à la lumière directe du soleil, empoussiéré, humide, sous la pluie ou soumis à des chocs mécaniques ou dans une

Do not use any accessories other than those supplied. Do not store the product in direct sunlight or in high humidity conditions.

Do not play music at excessive volume levels as damage to hearing and/or the equipment may occur. Always unplug the product after use and before any cleaning or maintenance.

This product is intended for domestic use only. It should not be used for commercial purposes.

 To prevent possible hearing damage, do not listen at high volume levels for long periods of time.

**Warning:** Keep the product away from flammable materials.

## Battery Safety

In the event of any batteries leaking, do not allow any liquid to come into contact with the skin or eyes. If contact has been made, wash the affected area with copious amounts of water and seek medical advice.

Keep batteries out of the reach of children. Secondary batteries need to be charged before use. After extended periods of storage, it may be necessary to charge and discharge the batteries several times to obtain maximum performance.

Do not leave batteries on charge for prolonged periods of time. Do not use any charger other than that specifically provided for use with the product.

The supply terminals are not to be short-circuited. Do not store batteries haphazardly in a box or drawer where they may short-circuit each other or be short-circuited by other metal objects.

Do not store above 60 °C. Avoid storing in direct sunlight. Do not use any batteries that are not designed for use with the product.

Do not dispose of batteries in a fire. Do not crush, puncture, dismantle or otherwise damage batteries. Do not dismantle, open or shred secondary batteries. Do not expose batteries to heat or fire as they may explode. Do not subject batteries to mechanical shock.

Do not dispose of exhausted batteries in household waste. To dispose of any batteries, take them to a local recycling station. Contact the local government offices for further details. This product is fitted with a 3.7 V 200 mAh Li-ion rechargeable battery (non-removable).

UP Global Sourcing UK Ltd. hereby declares that this unit is in compliance with the essential requirements and other provisions of directive 2014/53/EU.

The declaration of conformity may be consulted at UP Global Sourcing UK Ltd., Victoria Street, Manchester OL9 0DD.

## Care and Maintenance

Wipe the headphones with a soft, damp, lint-free cloth and allow to dry thoroughly.

**Do not:** Immerse the headphones in water or any other liquid. Expose the headphones to liquid, moisture or humidity to avoid the internal circuit being affected.

Use any abrasive cleaning solvents to clean the headphones, as this can cause damage.

Expose the headphones to sharp objects, which may cause damage.

Expose the headphones to extremely high or low temperatures as this will shorten the life of electronic devices, destroy the battery or distort certain plastic parts.

Drop the headphones, as the internal circuit may become damaged.

Attempt to disassemble the headphones, as this may cause damage to the product.

Dispose of the headphones in a fire, as it will result in an explosion.

## Getting Started

Remove the product from the box. Remove any packaging from the product. Place the packaging inside the box and either store or dispose of safely.

## In the Box

WDS28 Headphones  
USB Charging Cable  
Aux Cable  
Instruction Manual

Ne jetez pas la batterie avec vos ordures ménagères. Pour vous débarrasser de votre batterie vide, apportez-la à votre centre de recyclage. Contactez vos autorités locales pour plus d'informations. Cet appareil contient une batterie rechargeable de 3.7 V 200 mAh Li-ion (non-amovible).

UP Global Sourcing UK Ltd. Déclare par la présente que cet appareil est conforme aux réglementations et à toutes les dispositions pertinentes de la Directive 2014/53/EU.

La déclaration de conformité peut être consultée auprès de UP Global Sourcing, Victoria Street, Manchester OL9 0DD ou en ligne sur <https://www.intempo.co.uk/declaration-letters.html>.

## Entretien et Maintenance

Essayez le casque avec un chiffon doux humide antipelucheux et séchez-le intégralement.

## Ne pas faire :

Ne plongez pas le casque dans de l'eau ou tout autre liquide. Ne pas exposer le casque aux liquides, moisissures et à l'humidité pour éviter d'affecter les circuits internes de l'appareil. N'utilisez pas de solvants abrasifs pour nettoyer le casque, ce qui pourrait l'endommager.

N'exposez pas le casque à des objets tranchants, ce qui pourrait l'endommager.

N'exposez pas le casque à des températures extrêmement hautes ou basses, ceci réduit la durée de vie des appareils électroniques, détruit leur batterie et déforme certaines parties en plastique.

Ne faites pas tomber le casque, ce qui pourrait endommager le circuit interne.

Ne tentez pas de démonter le casque, ce qui endommagera l'appareil.

Ne jetez pas le casque ou feu pour vous en débarrassez sous risque d'explosion.

## Pour Commencer

Retirez l'appareil de la boîte. Retirez tout l'emballage de l'appareil. Remettez l'emballage dans la boîte et conservez-la ou débarrassez-vous-en avec précaution.

## Features

Bluetooth Version 4.2  
Wireless Range: 10 m  
Built-in Rechargeable Battery  
Built-in Hands-free Microphone  
Driver Size: 40 mm  
Impedance: 32 ± 3 Ω  
Sensitivity: 103 ±3 dB  
Frequency Response: 80 Hz–20kHz  
Plug: 3.5 mm Jack




## Instructions for Use

## Charging the Battery

The headphones are fitted with a 3.7 V 200 mAh Li-ion battery. It is recommended that the battery is charged fully before first use; this will take approx. 2–3 hours. Connect the micro USB end of the USB charging cable into the USB charging port on the headphones and the other end to a compatible USB port. Whilst charging, the LED indicator light will illuminate red. Once headphones have fully charged, the LED indicator light will turn off. Carefully disconnect both ends of the USB charging cable and store it safely for future use.

## Using the WDS28 Headphones

## Basic Functionality

Turn on the headphones by pressing and holding  for approx. 5 seconds. Adjust the volume of the headphones using '+' and '-'. To increase the volume, press and hold '+'. Decrease the volume by pressing and holding '-'. Pause the track by pressing ; push it once more to resume playing the track. To switch to the next track, press '+'. Play the previous track by pressing '-'. Press and hold  for approx. 3 seconds to turn off the headphones.



## Modes

The headphones must be turned on before using Bluetooth mode.


## Pairing with a Bluetooth Compatible Device

**STEP 1:** Once the headphones have been switched on, the LED indicator light will flash blue and red to signal that they are ready to be paired with a Bluetooth compatible device.  
**STEP 2:** Search for the headphones using a Bluetooth compatible device. Select 'EE3167' to connect and pair.  
**STEP 3:** Once a connection has been made, the LED indicator light will flash blue to signal that the headphones are paired.  
**Note:** Once connected, sound can be controlled using either the headphones or the Bluetooth compatible device.

## Making Phone Calls via a Bluetooth Compatible Device

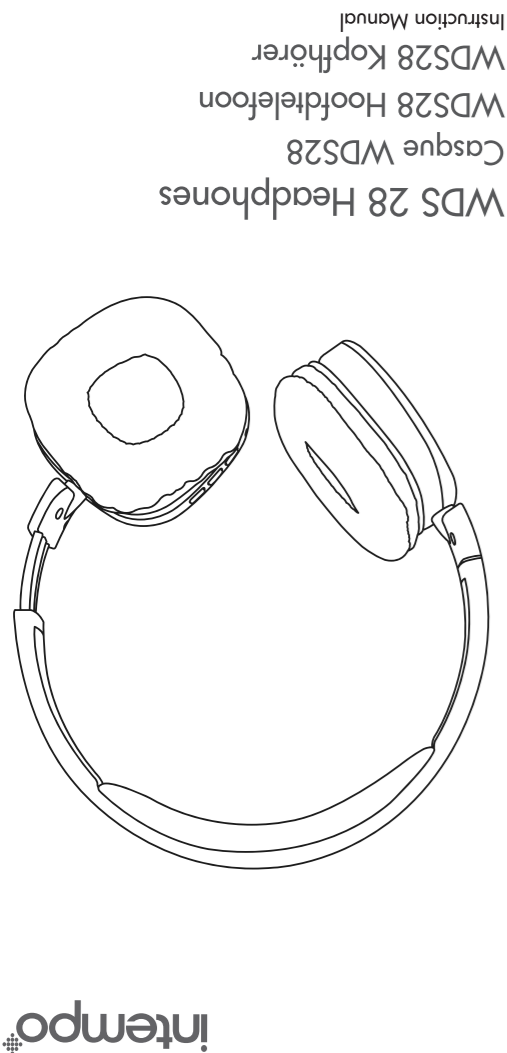
Once the Bluetooth compatible device has been paired with the headphones, phone calls can be made.  
**STEP 1:** Using the Bluetooth compatible device, dial the number to be called and select the Bluetooth/hands-free option. The built-in microphone on the headphones will now act as a hands-free device.  
**STEP 2:** To connect or disconnect a call using the headphones, press .  
**STEP 3:** The volume of the phone call can be controlled using either the headphones or the Bluetooth compatible device.  
**STEP 4:** To reject a call using the headphones, press and hold  until the call is rejected.

## Aux. Mode

**STEP 1:** Turn on the headphones by pressing and holding  for approx. 5 seconds.  
**STEP 2:** Connect one end of an Aux. in cable (not included) to the line-in Aux. input jack on the headphones and the other end to an MP3 player or other compatible audio source.  
**Note:** The LED indicator light will not illuminate whilst Aux. mode is activated. Once a line-in Aux. cable has been removed from the headphones, they will automatically turn off.

## Specifications

Product Code: EE3167	Frequency Response: 80 Hz–20kHz
Bluetooth Version: 4.2	Charging Voltage: 5 V 1 A
Wireless Distance: 10 m	DC USB
Driver Size: 40 mm	Battery: 200 mAh
Impedance: 32 ± 3 Ω	Play Time: 5 Hours at 70 % Volume
Sensitivity: 103 ± 3 dB	



intempo



