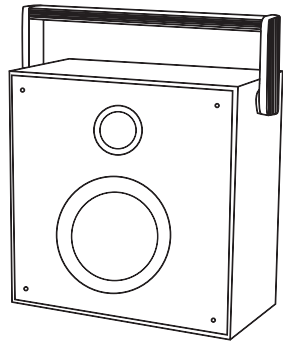


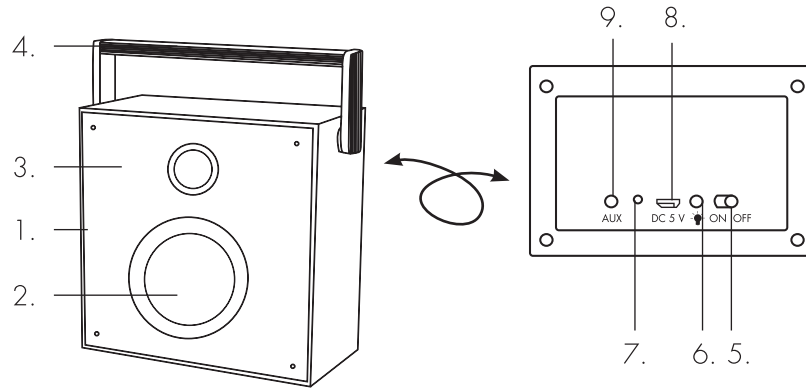
BLUETOOTH® MIRROR SPEAKER



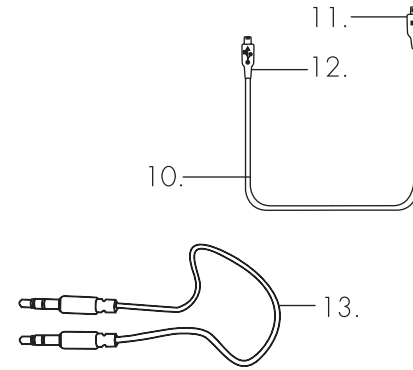
intempo®
Making Music Cool

INSTRUCTION MANUAL

Description of Parts



- | | |
|--|-----------------------------|
| 1. Bluetooth® Mirror Speaker Main Unit | 5. On/Off Switch |
| 2. Speaker | 6. LED Light Button (💡) |
| 3. LED Lights | 7. LED Indicator Light |
| 4. Carry Handle | 8. 5 V 1 A DC Charging Port |
| | 9. Aux. Input Port |



- | |
|-------------------------|
| 10. USB Charging Cable |
| 11. USB Connector |
| 12. Micro USB Connector |
| 13. Line-in Aux. Cable |

to ensure that they do not play with the unit. Unless they are older than 8 and supervised, children should not perform cleaning or user maintenance. This unit is not a toy. This unit contains no user serviceable parts. If the unit and any of its accessories are malfunctioning or it has been dropped or damaged, only a qualified electrician should carry out repairs. Improper repairs may place the user at risk of harm. Keep the unit and USB cable out of the reach of children.

Keep the unit and USB cable away from heat or sharp edges that could cause damage. Keep the unit away from heat sources, direct sunlight, humidity, water and any other liquid. Keep the USB cable away from any parts of the unit that may become hot during use. Keep the unit free from dust, lint etc. Do not immerse the unit in water or any other liquid. Do not operate the unit with wet hands. Do not operate the unit if it has been exposed to water,

moisture or any other liquid, to prevent against electric shock, explosion and/or injury to yourself and damage to the unit. Do not leave the unit unattended whilst connected to another device. Do not use the unit for anything other than its intended use. Do not use any accessories other than those supplied. Do not use this unit outdoors. Do not store the unit in direct sunlight or in high humidity conditions. Do not put objects into any of the openings. Do not play music at excessive

volume levels as damage to hearing and/or the equipment may occur. It is imperative to unplug the USB cable after the unit has been used, before it is cleaned and whilst being repaired. This unit must be placed on a stable, heat-resistant surface. This unit is intended for domestic use only. It should not be used for commercial purposes. To prevent possible hearing damage, do not listen at high volume levels for long periods of time. **Warning:** Keep the unit away from flammable materials.

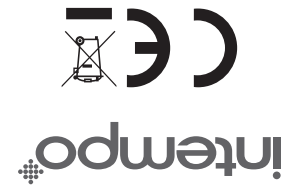
Please read all of the instructions carefully and retain for future reference.

Safety Instructions

When using electrical units, basic safety precautions should always be followed. Children aged from 8 years and people with reduced physical, sensory or mental capabilities or lack of experience and knowledge can use this unit, only if they have been given supervision or instruction concerning use of the unit in a safe way and understand the hazards involved. Children should be supervised

CD120517/M000000/1

Manufactured by:
UP Global Sourcing UK Ltd.,
Victoria Street,
Manchester OL9 0DD.
Made in China.



Battery Safety

The supply terminals are not to be short-circuited.

In the event of any batteries leaking, do not allow any liquid to come into contact with the skin or eyes.

If contact has been made, wash the affected area with copious amounts of water and seek medical advice.

Keep batteries out of the reach of children.

Avoid storing in direct sunlight. Do not dispose of batteries in a fire.

Do not crush, puncture, dismantle

or otherwise damage batteries. Do not store above 60 °C. Do not expose batteries to heat or fire as they may explode. Do not subject batteries to mechanical shock. Do not dispose of exhausted batteries in household waste. To dispose of any batteries, take them to a local recycling station. Contact the local government offices for further details. This unit is fitted with a 3.7 V 1500 mAh Li-ion rechargeable battery (non-removable). UP Global Sourcing UK Ltd. hereby declares that this unit is in compliance with the

Features

Bluetooth Version: 4.1
Wireless Range: 10 m
Speaker Output: 3 W
Built-in Rechargeable Battery
USB Charging Cable (Included)
Line-in Aux. Cable (Included)
Colour Changing LED Lights

Instructions for Use

Charging the Battery

The Bluetooth® Mirror Speaker is fitted with a 3.7 V 1500 mAh Li-ion battery. It is recommended that the battery is fully charged before first use; this will take approx. 2 hours. Connect the micro USB end of the USB charging cable into the 5 V 1 A DC charging port on the back of the Bluetooth® Mirror

Speaker and the other end to a compatible USB port. Whilst charging, the LED indicator light will illuminate red. Once the battery has fully charged, the LED indicator light will switch off. Once the Bluetooth® Mirror Speaker is fully charged, carefully disconnect both ends of the USB charging cable and store it safely for future use.

Using the Bluetooth® Mirror Speaker

Basic Functionality

Turn on the Bluetooth® Mirror Speaker by sliding the 'On/Off' switch to the 'On' position. Adjust the LED settings by pressing '⚡' on the back of the unit.

essential requirements and other provisions of directive 2014/53/EU.

The declaration of conformity may be consulted at UP Global Sourcing UK Ltd., Victoria Street, Manchester OL9 0DD.

Care and Maintenance

Wipe the Bluetooth® Mirror Speaker with a soft, damp, lint-free cloth and allow to dry thoroughly.

Do not:

Immerse the Bluetooth® Mirror Speaker in water or any other liquid.
Expose the Bluetooth® Mirror

Note: Adjusting the volume of the Bluetooth® Mirror Speaker, skipping tracks and playing/pausing tracks must be done through the connected device. This cannot be done from the Bluetooth® Mirror Speaker.

Modes

The Bluetooth® Mirror Speaker must be turned on before using any of the following modes.

Bluetooth Mode

STEP 1: Once the Bluetooth® Mirror Speaker has been turned on, the LED indicator light will flash blue rapidly to signal that the Bluetooth®

Speaker to liquid, moisture or humidity to avoid the unit's internal circuit being affected. Use any abrasive cleaning solvents to clean the Bluetooth® Mirror Speaker, as this can cause damage. Expose the Bluetooth® Mirror Speaker to sharp objects, which may cause damage. Expose the Bluetooth® Mirror Speaker to extremely high or low temperatures as this will shorten the life of electronic devices, destroy the battery or distort certain plastic parts. Drop the Bluetooth® Mirror Speaker, as the internal circuit

Mirror Speaker is ready to be paired with a Bluetooth compatible device.
STEP 2: Search for the Bluetooth® Mirror Speaker using a Bluetooth compatible device. Select 'EE1832' and pair. Once a connection has been made, the LED indicator light will remain blue and the speaker will play a tune to indicate that the devices are paired.

Note: Once connected, sound can be controlled using the relevant controls on the Bluetooth compatible device.

Aux. Mode

Connect one end of the line-in Aux. cable to the Aux. input port on the back of the Bluetooth®

may become damaged. Attempt to disassemble the Bluetooth® Mirror Speaker, as this may cause damage to the unit. Dispose of the Bluetooth® Mirror Speaker in a fire, as it will result in an explosion.

Getting Started

Remove the unit from the box. Remove any packaging from the unit. Place the packaging inside the box and either store or dispose of safely.

In the Box

Bluetooth® Mirror Speaker
USB Charging Cable
Line-in Aux Cable
Instruction Manual

Mirror Speaker and the other end to an MP3 player or other compatible audio source.

Note: Once connected, the sound can be controlled using the relevant controls on the compatible audio source. The LED indicator light will remain a solid blue during Aux. mode.

Specifications

Product Code: EE1832STK
Bluetooth Version: 4.1
Wireless Range: 10 m
Speaker Output: 3 W
Power Supply: 5 V 1 A DC
Working Voltage: 3.7 V
Rechargeable Battery: 1500 mAh