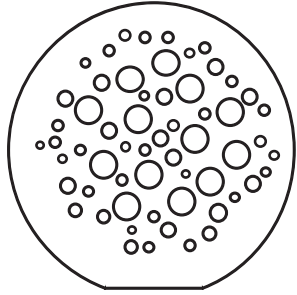


**BLUETOOTH®
SPHERE
SPEAKER**

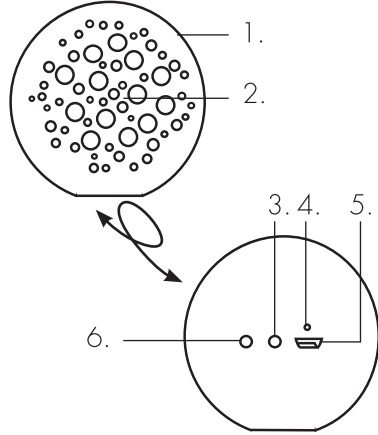
**SUPERIOR
BASS**



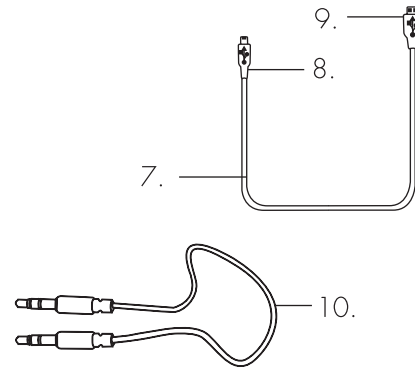
intempo®
Making Music Cool

INSTRUCTION MANUAL

Description of Parts



1. Bluetooth® Sphere Speaker Main Unit
2. Speaker
3. On/Off Button (⏻)
4. LED Indicator Light
5. 5 V 1 A DC Charging Port



6. Aux. Input Port
7. USB Charging Cable
8. Micro USB Connector
9. USB Connector
10. Line-in Aux. Cable

away from heat or sharp edges that could cause damage. Keep the unit away from heat sources, direct sunlight, humidity, water and any other liquid.

Keep the USB cable away from any parts of the unit that may become hot during use. Keep the unit free from dust, lint etc.

Do not immerse the unit in water or any other liquid. Do not operate the unit with wet hands.

Do not operate the unit if it has been exposed to water, moisture or any other liquid, to prevent against electric

shock, explosion and/or injury to yourself and damage to the unit.

Do not leave the unit unattended whilst connected to another device.

Do not use the unit for anything other than its intended use.

Do not use any accessories other than those supplied.

Do not use this unit outdoors.

Do not store the unit in direct sunlight or in high humidity conditions.

Do not put objects into any of the openings.

Do not play music at excessive volume levels as damage to

hearing and/or the equipment may occur.

It is imperative to unplug the USB cable after the unit has been used, before it is cleaned and whilst being repaired.

This unit must be placed on a stable, heat-resistant surface.

This unit is intended for domestic use only. It should not be used for commercial purposes.

To prevent possible hearing damage, do not listen at high volume levels for long periods of time.

Warning: Keep the unit away from flammable materials.

Please read all instructions carefully before use and retain for future reference.

Safety Instructions

When using electrical units, basic safety precautions should always be followed. Children aged from 8 years and people with reduced physical, sensory or mental capabilities or lack of experience and knowledge can use this unit, only if they have been given supervision or instruction concerning use of the unit in a safe way and understand the hazards involved.

Children should be supervised

to ensure that they do not play with the unit.

Unless they are older than 8 and supervised, children should not perform cleaning or user maintenance.

This unit is not a toy.

This unit contains no user serviceable parts. If the unit and any of its accessories are malfunctioning or it has been dropped or damaged, only a qualified electrician should carry out repairs. Improper repairs may place the user at risk of harm.

Keep the unit and USB cable out of the reach of children.

Keep the unit and USB cable

CD120517/M000000/M1

Made in China.

Manchester OL19 0DD.

Victoria Street,

UP Global Sourcing UK Ltd.,

Manufactured by:



intempo



Do not store above 60 °C.
Do not expose batteries to heat or fire as they may explode.
Do not subject batteries to mechanical shock.
Do not dispose of exhausted batteries in household waste.
To dispose of any batteries, take them to a local recycling station. Contact the local government offices for further details.

This unit is fitted with a 300 mAh Li-ion rechargeable battery (non-removable).

UP Global Sourcing UK Ltd. hereby declares that this unit is in compliance with the essential requirements and

other provisions of directive 2014/53/EU.

The declaration of conformity may be consulted at UP Global Sourcing UK Ltd., Victoria Street, Manchester OL9 0DD.

Care and Maintenance

Wipe the Bluetooth® Sphere Speaker with a soft, damp, lint-free cloth and allow to dry thoroughly.

Do not:

Immerse the Bluetooth® Sphere Speaker in water or any other liquid.

Expose the Bluetooth® Sphere Speaker to liquid, moisture or humidity to avoid the unit's

compatible device. Select 'EE1781' to connect and pair. Once a connection has been made, the LED indicator light will flash blue in slow bursts to signal that it is now paired with the Bluetooth compatible device.

Note: Once connected, sound can be controlled using either the Bluetooth® Sphere Speaker or the relevant controls on the Bluetooth compatible device.

Aux. Mode

Connect one end of the line-in Aux. cable to the Aux. input jack on the Bluetooth® Sphere Speaker and the other end to an MP3 player or other compatible audio source.

internal circuit being affected. Use any abrasive cleaning solvents to clean the Bluetooth® Sphere Speaker, as this can cause damage. Expose the Bluetooth® Sphere Speaker to sharp objects, which may cause damage. Expose the Bluetooth® Sphere Speaker to extremely high or low temperatures as this will shorten the life of electronic devices, destroy the battery or distort certain plastic parts. Drop the Bluetooth® Sphere Speaker, as the internal circuit may become damaged. Attempt to disassemble the Bluetooth® Sphere Speaker,

Note: Once connected, sound can be controlled using the relevant controls on the compatible audio source. The LED indicator light will remain a solid blue during Aux. mode.

Troubleshooting

The Bluetooth® Sphere Speaker has no power.

The Bluetooth® Sphere Speaker has run out of charge. Charge the Bluetooth® Sphere Speaker following the instructions in the section entitled 'Charging the Battery'.

The Sphere Speaker has no sound.

The volume level is set too low. Check that the volume level is set at an audible level and adjust accordingly

as this may cause damage to the unit.

Dispose of the Bluetooth® Sphere Speaker in a fire, as it will result in an explosion.

Getting Started

Remove the unit from the box.

Remove any packaging from the unit. Place the packaging inside the box and either store or dispose of safely.

In the Box

Bluetooth® Sphere Speaker
USB Charging Cable
Line-in Aux. Cable
Instruction Manual

Features

Bluetooth Version: 2.1 + EDR
Wireless Range: 10 m
Speaker Output: 3 W

with the connected device.

The Bluetooth® Sphere Speaker is not paired with a Bluetooth compatible device. Follow the instructions in the section entitled 'Bluetooth Mode'. The Bluetooth® Sphere Speaker is not connected to a compatible audio source. Follow the instructions in the section entitled 'Aux. Mode'.

Unable to pair a device with the Bluetooth® Sphere Speaker.

The Bluetooth device is not compatible with the Bluetooth® Sphere Speaker. Ensure that the Bluetooth device is compatible with the Bluetooth® Sphere Speaker and that the Bluetooth function is switched on.

The charge of the Bluetooth® Sphere Speaker depletes quickly.

Built-in Rechargeable Battery
USB Charging Cable (Included)
Line-in Aux. Cable (Included)

Instructions for Use

Charging the Battery

The Bluetooth® Sphere Speaker is fitted with a 3.7 V 300 mAh Li-ion battery. It is recommended that the battery is fully charged before first use; this will take approx. 1.5 hours. Connect the micro USB end of the USB charging cable into the 5 V 1 A DC charging port on the Bluetooth® Sphere Speaker and the other end to a compatible USB port. Whilst charging, the LED indicator light will illuminate red. Once the battery has fully charged, the LED indicator light will switch off. Once the Bluetooth® Sphere Speaker

The volume level is set too high.

Excessive use of the Sphere Speaker at high volumes will drain the battery quickly. Charge the Bluetooth® Sphere Speaker following the instructions in the section entitled 'Charging the Battery' and listen at a lower volume for better results. The battery may be reaching the end of its service life and will need to be removed. See the section entitled 'Battery Safety'.

Specifications

Product Code: EE1781
Bluetooth Version: 2.1 + EDR
Wireless Range: 10 m
Speaker Output: 3 W
Power Supply: 5 V 1 A DC
Working Voltage: 3.7 V
Rechargeable Battery: 300 mAh Li-ion

is fully charged, carefully disconnect both ends of the USB charging cable and store it safely for future use.

Using the Sphere Speaker

Basic Functionality

Turn on the Bluetooth® Sphere Speaker by pressing '⏻'; press it again to turn off the Bluetooth® Sphere Speaker.

Modes

The Bluetooth® Sphere Speaker must be turned on before using any of the following modes.

Bluetooth Mode

STEP 1: Once the Bluetooth® Sphere Speaker has been turned on, the LED indicator light will flash blue in quick bursts to signal that it is ready to pair.

STEP 2: Search for the Bluetooth® Sphere Speaker using a Bluetooth